

# 00aq2b: month of interview-round1 (mo1)













File: Y00A-survey information

## Overview

---

Type: Discrete    Valid cases: 3194  
Format: numeric   Invalid: 0  
Width: 8            Minimum: 1  
Decimals: 0        Maximum: 12  
Range: 1-12

### CATEGORIES

Value	Category	Cases	
1	January	318	 10.0%
2	February	316	 9.9%
3	March	319	 10.0%
4	April	315	 9.9%
5	May	322	 10.1%
6	June	7	 0.2%
7	July	306	 9.6%
8	August	331	 10.4%
9	September	2	 0.1%
10	October	364	 11.4%
11	November	391	 12.2%
12	December	203	 6.4%

Warning: these figures indicate the number of cases found in the data file. They cannot be interpreted as summary statistics of the population of interest.