














# 03iq10: highest diploma obtained (diploma)

File: Y03-education

## Overview

Type: Continuous Valid cases: 8120  
Format: numeric Invalid: 4571  
Width: 8 Minimum: 1  
Decimals: 0 Maximum: 13  
Range: 1-13

### CATEGORIES

Value	Category	Cases	
1	None	5801	 71.4%
2	MSCL	1704	 21.0%
3	Commercial\Vocational	100	 1.2%
4	Teacher Training B	4	 0.0%
5	Teacher Training A	82	 1.0%
6	GCE 'O' Level	191	 2.4%
7	GCE 'A' Level	55	 0.7%
8	Teacher\Professional Certificate	52	 0.6%
9	Teacher\Professional Diploma	26	 0.3%
10	Bachelor	16	 0.2%
11	Master	9	 0.1%
12	Doctorate	1	 0.0%
13	Other	79	 1.0%

Warning: these figures indicate the number of cases found in the data file. They cannot be interpreted as summary statistics of the population of interest.