

# REGION (region)









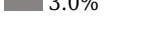

File: Y05D-additional employment

## Overview

---

Type: Continuous Valid cases: 6189 (6371.3)  
Format: numeric Invalid: 2 (0)  
Width: 8 Minimum: 1  
Decimals: 0 Maximum: 10  
Range: 1-10

### CATEGORIES

Value	Category	Cases	Weighted	
1	Western	746	769	 12.1%
2	Central	750	778	 12.2%
3	Greater Accra	571	572	 9.0%
4	Eastern	991	1018	 16.0%
5	Volta	745	774	 12.1%
6	Ashanti	800	822	 12.9%
7	Brong Ahafo	582	593	 9.3%
8	Northern	420	450	 7.1%
9	Upper West	168	191	 3.0%
10	Upper East	416	405	 6.4%

Warning: these figures indicate the number of cases found in the data file. They cannot be interpreted as summary statistics of the population of interest.