



























# 05G1Q2: TYPE OF INDUSTRY (indsy)

File: Y05G-secondary job 12 months

## Overview

Type: Continuous Valid cases: 3045  
 Format: numeric Invalid: 1  
 Width: 8 Minimum: 111  
 Decimals: 0 Maximum: 959  
 Range: 111-960

### CATEGORIES

Value	Category	Cases	
111	Agriculture and livestock production	1347	 44.3%
112	Agricultural services	112	 3.7%
113	Hunting, trapping and game	3	 0.1%
121	Forestry	2	 0.1%
122	Logging	126	 4.1%
130	Fishing	29	 1.0%
210	Coal Mining	0	 0.0%
220	Crude Petroleum and Natural Gas Production	0	 0.0%
230	Metal Ore Mining	0	 0.0%
290	Other Mining	42	 1.4%
311	Food Manufacturers	247	 8.1%
313	Beverage industries	91	 3.0%
314	Tobacco Manufacturers	0	 0.0%
321	Manuf. of Textiles	4	 0.1%
322	Manuf. of wearing apparel, except footwear	49	 1.6%
323	Manuf. of leather and products of leather, except footwear a	2	 0.1%
324	Manuf. of footwear, except vulcanized or mould rubber or pla	3	 0.1%
331	Manuf. of wood and cork products, except furniture	47	 1.5%
332	Manuf. of furniture and fixtures except primarily of metal	11	 0.4%
341	Manuf. of paper and paper products	1	 0.0%
342	Printing, publishing and allied industries	1	 0.0%
351	Manuf. of basic industrial chemicals, including fertilizers	0	 0.0%
352	Manuf. of other chemical products	8	 0.3%
353	Petroleum refineries	0	 0.0%
354	Manuf. of miscellaneous products of petroleum and coal	0	 0.0%
355	Manuf. of rubber products	0	 0.0%

356	Manuf. of plastic products not elsewhere classified	1	0.0%
361	Manuf. of pottery, china and earthenware	5	0.2%
362	Manuf. of glass and glass products	1	0.0%
369	Manuf. of other non-metallic mineral products	0	0.0%
371	Iron and steel basic industries	2	0.1%
372	Non-ferrous metal basic industries	0	0.0%
381	Manuf. of fabricated metal products, except machinery and eq	9	0.3%
382	Manuf. of machinery except electrical	0	0.0%
383	Manuf. of electrical machinery apparatus, appliances and sup	0	0.0%
384	Manuf. of transport equipment	1	0.0%
385	Manuf. of professional an scientific equipment, measuring an	0	0.0%
390	Other manufacturing industries	65	2.1%
410	Electricity, gas and steam	0	0.0%
420	Water works and supply	0	0.0%
500	Construction	66	2.2%
610	Wholesale Trade	12	0.4%
620	Retail Trade	549	18.1%
631	Restaurants, cafes, other eating and drinking places	5	0.2%
632	Hotels, rooming houses, camps and other lodging places	2	0.1%
711	Land Transport	19	0.6%
712	Water Transport	1	0.0%
713	Air Transport	0	0.0%
719	Services allied to Transport	9	0.3%
720	Communication	0	0.0%
810	Financial Institutions	2	0.1%
820	Insurance	0	0.0%
831	Real Estate	0	0.0%
832	Business Service except machinery rental and leasing	1	0.0%
833	Machinery rental and leasing	0	0.0%
910	Public administration and Defence	11	0.4%
920	Sanitary and similar services	1	0.0%
931	Education services	11	0.4%
932	Research and scientific institutes	0	0.0%
933	Medical, dental, other health and veterinary services	5	0.2%
934	Welfare institutions	2	0.1%
935	Business, professional and labour associations	6	0.2%
939	Other social and related community services	18	0.6%
941	Motion picture and other entertainment services	2	0.1%

942	Libraries, museums, botanical and zoological gardens and cul	0	■ 0.0%
949	Amusement and recreational services not elsewhere classified	1	■ 0.0%
951	Repair services not elsewhere classified	22	■ 0.7%
952	Laundries, laundry services, and cleaning and dyeing plants	0	■ 0.0%
953	Domestic Services	13	■ 0.4%
959	Miscellaneous personal services	71	■ 2.3%
960	International and other Extra-territorial Bodies	0	■ 0.0%

---

Warning: these figures indicate the number of cases found in the data file. They cannot be interpreted as summary statistics of the population of interest.