








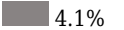
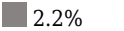

REGION (region)

File: Y07-respondents for round 2

Overview

Type: Continuous Valid cases: 3193 (3268.7)
Format: numeric Invalid: 1 (0)
Width: 8 Minimum: 1
Decimals: 0 Maximum: 10
Range: 1-10

CATEGORIES

| Value | Category | Cases | Weighted | |
|-------|---------------|-------|----------|--------------------------------------------------------------------------------------------|
| 1 | Western | 368 | 376 |  11.5% |
| 2 | Central | 399 | 409 |  12.5% |
| 3 | Greater Accra | 349 | 345 |  10.6% |
| 4 | Eastern | 446 | 459 |  14.0% |
| 5 | Volta | 384 | 401 |  12.3% |
| 6 | Ashanti | 576 | 592 |  18.1% |
| 7 | Brong Ahafo | 304 | 309 |  9.5% |
| 8 | Northern | 127 | 135 |  4.1% |
| 9 | Upper West | 64 | 72 |  2.2% |
| 10 | Upper East | 176 | 172 |  5.3% |

Warning: these figures indicate the number of cases found in the data file. They cannot be interpreted as summary statistics of the population of interest.