











REGION (region)

File: Y16B-anthropometrics 2

Overview

Type: Continuous Valid cases: 11281 (11594.1)
Format: numeric Invalid: 6 (0)
Width: 8 Minimum: 1
Decimals: 0 Maximum: 10
Range: 1-10

CATEGORIES

| Value | Category | Cases | Weighted | |
|-------|---------------|-------|----------|---|
| 1 | Western | 936 | 956 |  8.2% |
| 2 | Central | 957 | 985 |  8.5% |
| 3 | Greater Accra | 662 | 658 |  5.7% |
| 4 | Eastern | 1805 | 1859 |  16.0% |
| 5 | Volta | 1306 | 1352 |  11.7% |
| 6 | Ashanti | 2221 | 2278 |  19.6% |
| 7 | Brong Ahafo | 1537 | 1565 |  13.5% |
| 8 | Northern | 814 | 877 |  7.6% |
| 9 | Upper West | 369 | 411 |  3.5% |
| 10 | Upper East | 674 | 655 |  5.6% |

Warning: these figures indicate the number of cases found in the data file. They cannot be interpreted as summary statistics of the population of interest.