










09D1BQ12: WHERE FERTILIZER OBTAINED? (fertob)

File: Y09D1B-farm inputs-fertiliser

Overview

Type: Continuous Valid cases: 562 (585.4)
Format: numeric Invalid: 0 (0)
Width: 8 Minimum: 1
Decimals: 0 Maximum: 9
Range: 1-9

CATEGORIES

Value	Category	Cases	Weighted	
1	Private source	247	258	 44.0%
2	Private agency/company	0	0	 0.0%
3	Ghana Seed Company	0	0	 0.0%
4	Agric Ministry Depot	134	142	 24.2%
5	URADEP	0	0	 0.0%
6	VORADEP	28	30	 5.1%
7	Gafa Cooperative	0	0	 0.0%
8	FASCOM	108	110	 18.7%
9	Other public agency	45	47	 7.9%

Warning: these figures indicate the number of cases found in the data file. They cannot be interpreted as summary statistics of the population of interest.