




# 09D2AQ21A: CROP CODE (insccr)

## File: Y09D2A-farm inputs-insecticides

### Overview

Type: Continuous Valid cases: 513  
 Format: numeric Invalid: 0  
 Width: 8 Minimum: 1  
 Decimals: 0 Maximum: 32  
 Range: 1-32

### CATEGORIES

Value	Category	Cases	
1	Cocoa	130	 25.3%
2	Coffee	1	0.2%
3	Rubber	0	■ 0.0%
4	Coconut palm	0	■ 0.0%
5	Oil palm	3	0.6%
6	Plantains	1	0.2%
7	Bananas	0	■ 0.0%
8	Oranges	2	0.4%
9	Other fruit trees	0	■ 0.0%
10	Wood (Timber)	0	■ 0.0%
11	Cola nut	1	0.2%
12	Kenef	0	■ 0.0%
13	Cotton	1	0.2%
14	Ground nut/peanut	0	■ 0.0%
15	Tobacco	0	■ 0.0%
16	Pineapple	1	0.2%
17	Sugar cane	0	■ 0.0%
18	Cassava	6	1.2%
19	Yam	2	0.4%
20	Cocoyam	1	0.2%
21	Sweet potato/Potato	0	■ 0.0%
22	Maize	64	 12.5%
23	Rice	6	1.2%
24	Sorghum/Millet/Guinea corn	9	1.8%
25	Tomato	152	 29.6%
26	Okro	20	■ 3.9%
27	Garden egg/plant	32	■ 6.2%

28	Beans and peas	29	5.7%
29	Pepper	44	8.6%
30	Leafy vegetables	3	0.6%
31	Other vegetables	3	0.6%
32	Other crops	2	0.4%

---

Warning: these figures indicate the number of cases found in the data file. They cannot be interpreted as summary statistics of the population of interest.