

# ECOLOGICAL ZONE (ez)




File: Y09D2B-farm inputs-transport

## Overview

---

Type: Continuous Valid cases: 450 (466.6)  
Format: numeric Invalid: 0 (0)  
Width: 8 Minimum: 1  
Decimals: 0 Maximum: 3  
Range: 1-3

### CATEGORIES

Value	Category	Cases	Weighted	
1	Coastal	169	174	 37.2%
2	Forest	214	225	 48.2%
3	Savannah	67	68	 14.6%

Warning: these figures indicate the number of cases found in the data file. They cannot be interpreted as summary statistics of the population of interest.