

00bq3b: month of second visit (mo2)

File: Y00B-survey results

Overview













Type: Discrete Valid cases: 1203 (1231.4)
Format: numeric Invalid: 46636 (47745.2)
Width: 8 Minimum: 0
Decimals: 0 Maximum: 12
Range: 0-12

Questions and instructions

LITERAL QUESTION

Interviewer: month of check-up visit.

CATEGORIES

| Value | Category | Cases | Weighted | |
|---------|-----------|-------|----------|---|
| 0 | 1 | 1 | 0.1% | |
| 1 | January | 102 | 111 |  9.0% |
| 2 | February | 92 | 97 |  7.9% |
| 3 | March | 158 | 160 |  13.0% |
| 4 | April | 81 | 80 |  6.5% |
| 5 | May | 176 | 166 |  13.5% |
| 6 | June | 84 | 78 |  6.4% |
| 7 | July | 57 | 52 |  4.2% |
| 8 | August | 123 | 113 |  9.2% |
| 9 | September | 3 | 3 |  0.2% |
| 10 | October | 116 | 132 |  10.7% |
| 11 | November | 120 | 137 |  11.1% |
| 12 | December | 90 | 101 |  8.2% |
| Sysmiss | 46636 | 47745 | | |

Warning: these figures indicate the number of cases found in the data file. They cannot be interpreted as summary statistics of the population of interest.