

What is the level of violence among groups in your area? (k3)

File: Household data - CWIQ 2003

Overview

Type: Continuous Valid cases: 48966 (4089115.7)
Format: numeric Invalid: 37 (3362.3)
Width: 1 Minimum: 1
Decimals: 0 Maximum: 7
Range: 1-7

Questions and instructions

UNIVERSE

All household included in the survey.








LITERAL QUESTION

Compared to five years ago, what is the level of violence among groups in your area ?

SOURCE OF INFORMATION

Head of household or Household member

CATEGORIES

Value	Category	Cases	Weighted	
1	No violence	14802	1216734	 29.8%
2	Decreased a lot	2168	175590	 4.3%
3	Decreased somewhat	1116	103699	 2.5%
4	Remained about the same	735	71696	 1.8%
5	Increased somewhat	487	47656	 1.2%
6	Increased a lot	161	15467	 0.4%
7	N/A	29497	2458273	 60.1%

Warning: these figures indicate the number of cases found in the data file. They cannot be interpreted as summary statistics of the population of interest.