

How safe are you or your household from crime and violence at home? (k4)

File: Household data - CWIQ 2003

Overview

Type: Continuous Valid cases: 48856 (4079757.5)
Format: numeric Invalid: 147 (12720.5)
Width: 1 Minimum: 1
Decimals: 0 Maximum: 4
Range: 1-4

Questions and instructions

UNIVERSE

All household included in the survey.





LITERAL QUESTION

In general how safe would you say you and your household are from crime and violence at home?

SOURCE OF INFORMATION

Head of household or Household member

CATEGORIES

Value	Category	Cases	Weighted	
1	Very safe	35776	2899569	 71.1%
2	Somewhat safe	9869	891102	 21.8%
3	Not too safe	2769	248747	 6.1%
4	Not at all safe	442	40339	 1.0%

Warning: these figures indicate the number of cases found in the data file. They cannot be interpreted as summary statistics of the population of interest.