

# Do members of your household feel safe walking down the street at night (k5)

File: Household data - CWIQ 2003

## Overview

---

Type: Continuous Valid cases: 48684 (4064575.8)  
Format: numeric Invalid: 319 (27902.1)  
Width: 1 Minimum: 1  
Decimals: 0 Maximum: 4  
Range: 1-4

## Questions and instructions

---

### UNIVERSE

All household included in the survey.





### LITERAL QUESTION

Do members of your household feel safe walking down your street at road accident in the past 12 months night?

### SOURCE OF INFORMATION

Head of household or Household member

### CATEGORIES

Value	Category	Cases	Weighted	
1	Very safe	38874	3198105	 78.7%
2	Somewhat safe	6934	618007	 15.2%
3	Not too safe	2467	214130	 5.3%
4	Not at all safe	409	34334	 0.8%

Warning: these figures indicate the number of cases found in the data file. They cannot be interpreted as summary statistics of the population of interest.