

How often do members of your household read a daily newspaper? (l3b)

File: Household data - CWIQ 2003

Overview

Type: Continuous Valid cases: 48757 (4073051.5)
Format: numeric Invalid: 246 (19426.5)
Width: 1 Minimum: 1
Decimals: 0 Maximum: 4
Range: 1-4

Questions and instructions

UNIVERSE

All household included in the survey.





LITERAL QUESTION

How often , if at all do members of your household read a daily newspaper or have one read to them or listen to the radio

SOURCE OF INFORMATION

Head of household or Household member

CATEGORIES

Value	Category	Cases	Weighted	
1	Newspaper--Regularly	3774	411964	 10.1%
2	Newspaper--Occasionally	5963	561204	 13.8%
3	Newspaper--Hardly ever	5626	518154	 12.7%
4	Newspaper--Never	33394	2581729	 63.4%

Warning: these figures indicate the number of cases found in the data file. They cannot be interpreted as summary statistics of the population of interest.