

Marital Status (b6)

File: Individual data - CWIQ 2003

Overview

Type: Continuous Valid cases: 210129 (16738720.5)
Format: numeric Invalid: 41 (2806.4)
Width: 1 Minimum: 1
Decimals: 0 Maximum: 7
Range: 1-7

Questions and instructions








UNIVERSE

All household members

LITERAL QUESTION

What is [NAME]'s marital status?

CATEGORIES

Value	Category	Cases	Weighted	
1	Never married	125674	10006385	 59.8%
2	Loose/informal union	9155	789921	 4.7%
3	Married (monogamous)	49175	4027148	 24.1%
4	Married (polygamous)	11501	721928	 4.3%
5	Divorced	4786	403775	 2.4%
6	Separated	2445	205229	 1.2%
7	Widowed	7393	584334	 3.5%

Warning: these figures indicate the number of cases found in the data file. They cannot be interpreted as summary statistics of the population of interest.