

Severity of disability (b9)

File: Individual data - CWIQ 2003

Overview

Type: Continuous Valid cases: 10609 (831195.7)
Format: numeric Invalid: 199561 (15910331.2)
Width: 1 Minimum: 1
Decimals: 0 Maximum: 3
Range: 1-3

Questions and instructions




UNIVERSE

All household members

LITERAL QUESTION

How severe is the main disability ?

CATEGORIES

Value	Category	Cases	Weighted	
1	Mild	5022	392516	 47.2%
2	Moderate	3419	270512	 32.5%
3	Severe	2168	168168	 20.2%

Warning: these figures indicate the number of cases found in the data file. They cannot be interpreted as summary statistics of the population of interest.