

# Kind of health provider consulted (d8)

File: Individual data - CWIQ 2003

## Overview

---

Type: Continuous Valid cases: 38534 (3062063)  
Format: numeric Invalid: 171636 (13679464)  
Width: 1 Minimum: 1  
Decimals: 0 Maximum: 8  
Range: 1-8









## Questions and instructions

---

LITERAL QUESTION

What kind of health provider/facility did [NAME] see or visit?

### CATEGORIES

Value	Category	Cases	Weighted	
1	Private clinic/hospital	4394	428476	 14.0%
2	Public clinic/hospital	16176	1260066	 41.2%
3	Community health center	810	58781	 1.9%
4	Private doctor/dentist	336	27016	 0.9%
5	Traditional healer	2306	158796	 5.2%
6	Missionary hospital	1554	114244	 3.7%
7	Pharmacist/drugstore	12741	996747	 32.6%
8	Other	217	17938	 0.6%

Warning: these figures indicate the number of cases found in the data file. They cannot be interpreted as summary statistics of the population of interest.