

Material of the walls of the house (g2)

File: Household data - CWIQ 2003

Overview

Type: Continuous Valid cases: 48991 (4091559.4)
Format: numeric Invalid: 12 (918.5)
Width: 1 Minimum: 1
Decimals: 0 Maximum: 8
Range: 1-8

Questions and instructions

UNIVERSE

All household included in the survey.









LITERAL QUESTION

What is the material of the walls of the house?

SOURCE OF INFORMATION

Head of household or Household member

CATEGORIES

Value	Category	Cases	Weighted	
1	Mud or Mud bricks	29974	2130649	 52.1%
2	Stone	28	1733	 0.0%
3	Burnt bricks	835	66940	 1.6%
4	Cement or sandcrete	17245	1803194	 44.1%
5	Wood or bamboo	733	74629	 1.8%
6	Iron sheets	46	3998	 0.1%
7	Cardboard	3	252	 0.0%
8	Other	127	10165	 0.2%

Warning: these figures indicate the number of cases found in the data file. They cannot be interpreted as summary statistics of the population of interest.