

# Main fuel used for cooking (g7)

## File: Household data - CWIQ 2003

### Overview

Type: Continuous Valid cases: 48983 (4090514.7)  
Format: numeric Invalid: 20 (1963.3)  
Width: 1 Minimum: 1  
Decimals: 0 Maximum: 8  
Range: 1-8

### Questions and instructions

#### UNIVERSE

All household included in the survey.









#### LITERAL QUESTION

What is the main fuel used for cooking?

#### SOURCE OF INFORMATION

Head of household or Household member

#### CATEGORIES

| Value | Category             | Cases | Weighted |   |
|-------|----------------------|-------|----------|---|
| 1     | Firewood             | 32100 | 2315799  |  56.6% |
| 2     | Charcoal             | 12638 | 1307512  |  32.0% |
| 3     | Kerosene/Oil         | 271   | 29598    |  0.7%  |
| 4     | Gas                  | 2656  | 349703   |  8.5%  |
| 5     | Electricity          | 99    | 11092    |  0.3%  |
| 6     | Crop residue/Sawdust | 1012  | 54385    |  1.3%  |
| 7     | Animal waste         | 4     | 332      |  0.0%  |
| 8     | Other                | 203   | 22094    |  0.5%  |

Warning: these figures indicate the number of cases found in the data file. They cannot be interpreted as summary statistics of the population of interest.