

# Time to nearest primary school (g10d)

File: Household data - CWIQ 2003

## Overview

---

Type: Continuous Valid cases: 48889 (4081711.5)  
Format: numeric Invalid: 114 (10766.4)  
Width: 1 Minimum: 1  
Decimals: 0 Maximum: 5  
Range: 1-5

## Questions and instructions

---

### UNIVERSE

All household included in the survey.






### LITERAL QUESTION

How long in minutes does it take from here to reach the nearest ...?

### SOURCE OF INFORMATION

Head of household or Household member

### CATEGORIES

Value	Category	Cases	Weighted	
1	0-14 Minutes	33217	2846190	 69.7%
2	15-29 Minutes	8816	760482	 18.6%
3	30-44 Minutes	3788	277713	 6.8%
4	45-59 Minutes	1238	84104	 2.1%
5	60+ Minutes	1830	113222	 2.8%

Warning: these figures indicate the number of cases found in the data file. They cannot be interpreted as summary statistics of the population of interest.