

# Time to nearest secondary school (g10e)

File: Household data - CWIQ 2003

## Overview

---

Type: Continuous Valid cases: 48850 (4077870.1)  
Format: numeric Invalid: 153 (14607.8)  
Width: 1 Minimum: 1  
Decimals: 0 Maximum: 5  
Range: 1-5

## Questions and instructions

---

### UNIVERSE

All household included in the survey.






### LITERAL QUESTION

How long in minutes does it take from here to reach the nearest ...?

### SOURCE OF INFORMATION

Head of household or Household member

### CATEGORIES

Value	Category	Cases	Weighted	
1	0-14 Minutes	8524	807014	 19.8%
2	15-29 Minutes	11098	1069427	 26.2%
3	30-44 Minutes	10259	889271	 21.8%
4	45-59 Minutes	5510	415586	 10.2%
5	60+ Minutes	13459	896572	 22.0%

Warning: these figures indicate the number of cases found in the data file. They cannot be interpreted as summary statistics of the population of interest.