

Time to nearest health clinic or hospital (g10f)

File: Household data - CWIQ 2003

Overview

Type: Continuous Valid cases: 48910 (4084131.5)
Format: numeric Invalid: 93 (8346.5)
Width: 1 Minimum: 1
Decimals: 0 Maximum: 5
Range: 1-5

Questions and instructions

UNIVERSE

All household included in the survey.






LITERAL QUESTION

How long in minutes does it take from here to reach the nearest ...?

SOURCE OF INFORMATION

Head of household or Household member

CATEGORIES

Value	Category	Cases	Weighted	
1	0-14 Minutes	15066	1353251	 33.1%
2	15-29 Minutes	11976	1138231	 27.9%
3	30-44 Minutes	8316	673790	 16.5%
4	45-59 Minutes	4415	311751	 7.6%
5	60+ Minutes	9137	607109	 14.9%

Warning: these figures indicate the number of cases found in the data file. They cannot be interpreted as summary statistics of the population of interest.