

## Time to nearest telecommunication facility (g10g)

File: Household data - CWIQ 2003

## Overview

Type: Continuous Valid cases: 48936 (4086121.7)  
Format: numeric Invalid: 67 (6356.2)  
Width: 1 Minimum: 1  
Decimals: 0 Maximum: 5  
Range: 1-5

## Questions and instructions

### UNIVERSE

All household included in the survey.






### LITERAL QUESTION

How long in minutes does it take from here to reach the nearest ...?

### SOURCE OF INFORMATION

Head of household or Household member

### CATEGORIES

Value	Category	Cases	Weighted	
1	0-14 Minutes	20422	2056764	 50.3%
2	15-29 Minutes	6934	576617	 14.1%
3	30-44 Minutes	5572	414643	 10.1%
4	45-59 Minutes	3642	248721	 6.1%
5	60+ Minutes	12366	789377	 19.3%

Warning: these figures indicate the number of cases found in the data file. They cannot be interpreted as summary statistics of the population of interest.