

Means of transport to nearest food market (g11b)

File: Household data - CWIQ 2003

Overview

Type: Continuous Valid cases: 48917 (4085039.1)
Format: numeric Invalid: 86 (7438.9)
Width: 1 Minimum: 1
Decimals: 0 Maximum: 6
Range: 1-6

Questions and instructions

UNIVERSE

All household included in the survey.







LITERAL QUESTION

By what means ...?

SOURCE OF INFORMATION

Head of household or Household member

CATEGORIES

Value	Category	Cases	Weighted	
1	Vehicle	9705	880444	 21.6%
2	Motorcycle	68	6294	 0.2%
3	Bicycle	1668	85967	 2.1%
4	Foot	36992	3080180	 75.4%
5	Animal	47	4501	 0.1%
6	Canoe/boat	437	27653	 0.7%

Warning: these figures indicate the number of cases found in the data file. They cannot be interpreted as summary statistics of the population of interest.