

Means of transport to nearest secondary school (g11e)

File: Household data - CWIQ 2003

Overview

Type: Continuous Valid cases: 48865 (4079518.3)
Format: numeric Invalid: 138 (12959.7)
Width: 1 Minimum: 1
Decimals: 0 Maximum: 6
Range: 1-6

Questions and instructions

UNIVERSE

All household included in the survey.







LITERAL QUESTION

By what means ...?

SOURCE OF INFORMATION

Head of household or Household member

CATEGORIES

Value	Category	Cases	Weighted	
1	Vehicle	27512	2387552	 58.5%
2	Motorcycle	100	7583	 0.2%
3	Bicycle	2042	103974	 2.5%
4	Foot	18832	1556706	 38.2%
5	Animal	18	1366	 0.0%
6	Canoe/boat	361	22336	 0.5%

Warning: these figures indicate the number of cases found in the data file. They cannot be interpreted as summary statistics of the population of interest.