

Means of transport to nearest telecommunication facility (g11g)

File: Household data - CWIQ 2003

Overview

Type: Continuous Valid cases: 48935 (4086795.2)
Format: numeric Invalid: 68 (5682.7)
Width: 1 Minimum: 1
Decimals: 0 Maximum: 6
Range: 1-6

Questions and instructions

UNIVERSE

All household included in the survey.







LITERAL QUESTION

By what means ...?

SOURCE OF INFORMATION

Head of household or Household member

CATEGORIES

Value	Category	Cases	Weighted	
1	Vehicle	19185	1416896	 34.7%
2	Motorcycle	99	5587	 0.1%
3	Bicycle	1820	88805	 2.2%
4	Foot	27389	2546807	 62.3%
5	Animal	41	4128	 0.1%
6	Canoe/boat	401	24572	 0.6%

Warning: these figures indicate the number of cases found in the data file. They cannot be interpreted as summary statistics of the population of interest.