

Status of Household feelings/contentment (j1)

File: Household data - CWIQ 2003

Overview

Type: Continuous Valid cases: 48991 (4091432.5)
Format: numeric Invalid: 12 (1045.5)
Width: 1 Minimum: 1
Decimals: 0 Maximum: 4
Range: 1-4

Questions and instructions

UNIVERSE

All household included in the survey.





LITERAL QUESTION

Taking all things together, would you say your household is?

SOURCE OF INFORMATION

Head of household or Household member

CATEGORIES

Value	Category	Cases	Weighted	
1	Very happy	7111	622925	 15.2%
2	Quite happy	22071	1826536	 44.6%
3	Not very happy	15240	1257078	 30.7%
4	Not at all happy	4569	384893	 9.4%

Warning: these figures indicate the number of cases found in the data file. They cannot be interpreted as summary statistics of the population of interest.