

Satisfaction level of household financial situation? (j3)

File: Household data - CWIQ 2003

Overview

Type: Continuous Valid cases: 48985 (4090997.8)
Format: numeric Invalid: 18 (1480.1)
Width: 1 Minimum: 1
Decimals: 0 Maximum: 5
Range: 1-5

Questions and instructions

UNIVERSE

All household included in the survey.






LITERAL QUESTION

How satisfied are you with your household's financial situation?

SOURCE OF INFORMATION

Head of household or Household member

CATEGORIES

Value	Category	Cases	Weighted	
1	Very satisfied	766	69980	 1.7%
2	Satisfied	5755	507088	 12.4%
3	Somewhat satisfied	12817	1111006	 27.2%
4	Somewhat dissatisfied	18098	1467358	 35.9%
5	Very dissatisfied	11549	935566	 22.9%

Warning: these figures indicate the number of cases found in the data file. They cannot be interpreted as summary statistics of the population of interest.