

# How does household rank its ability to cope with shocks (j5)

File: Household data - CWIQ 2003

## Overview

Type: Continuous Valid cases: 48982 (4089899.1)  
Format: numeric Invalid: 21 (2578.8)  
Width: 1 Minimum: 1  
Decimals: 0 Maximum: 5  
Range: 1-5

## Questions and instructions

### UNIVERSE

All household included in the survey.






### LITERAL QUESTION

If there is a crisis such as poor crops , loss of job, or ill health , some people quickly become destitute while others remain secure. How would you rate your household's ability to survive such crises?

### SOURCE OF INFORMATION

Head of household or Household member

### CATEGORIES

Value	Category	Cases	Weighted	
1	Very secure	2853	259466	 6.3%
2	Somewhat secure	8062	667710	 16.3%
3	Average	13793	1192892	 29.2%
4	Somewhat insecure	14689	1181557	 28.9%
5	Very insecure	9585	788275	 19.3%

Warning: these figures indicate the number of cases found in the data file. They cannot be interpreted as summary statistics of the population of interest.