

Compared 5 years ago, how does household consider its survival to shocks (j6)

File: Household data - CWIQ 2003

Overview

Type: Continuous Valid cases: 48964 (4088878)
Format: numeric Invalid: 39 (3599.9)
Width: 1 Minimum: 1
Decimals: 0 Maximum: 3
Range: 1-3

Questions and instructions

UNIVERSE

All household included in the survey.




LITERAL QUESTION

Compared to 5 years ago, would you say you are more confident/secure that your household would survive in times of need or are you less confident

SOURCE OF INFORMATION

Head of household or Household member

CATEGORIES

Value	Category	Cases	Weighted	
1	More confident	13183	1105869	 27.0%
2	Same	16627	1430520	 35.0%
3	Less confident	19154	1552489	 38.0%

Warning: these figures indicate the number of cases found in the data file. They cannot be interpreted as summary statistics of the population of interest.