

Number of deaths in the household within the last 12 months (j8)

File: Household data - CWIQ 2003

Overview

Type: Continuous Valid cases: 48970 (4089377.5)
Format: numeric Invalid: 33 (3100.5)
Width: 1 Minimum: 1
Decimals: 0 Maximum: 4
Range: 1-4

Questions and instructions

UNIVERSE

All household included in the survey.





LITERAL QUESTION

How many deaths has your household suffered within the past 12 months?

SOURCE OF INFORMATION

Head of household or Household member

CATEGORIES

| Value | Category | Cases | Weighted | |
|-------|------------|-------|----------|---|
| 1 | None | 44729 | 3788751 |  92.6% |
| 2 | One | 3514 | 250843 |  6.1% |
| 3 | Two | 489 | 33413 |  0.8% |
| 4 | Three Plus | 238 | 16370 |  0.4% |

Warning: these figures indicate the number of cases found in the data file. They cannot be interpreted as summary statistics of the population of interest.