

# How would you describe your community/neighbourhood these days? (k1)

File: Household data - CWIQ 2003

## Overview

---

Type: Continuous Valid cases: 48997 (4091750.9)  
Format: numeric Invalid: 6 (727.1)  
Width: 1 Minimum: 1  
Decimals: 0 Maximum: 6  
Range: 1-6

## Questions and instructions

---

### UNIVERSE

All household included in the survey.







### LITERAL QUESTION

Sometimes different groups living in the same area live together peacefully  
. Other times there is tension and disagreement among different groups.  
How would you describe your community/ neighbourhood these days?

### SOURCE OF INFORMATION

Head of household or Household member

### CATEGORIES

Value	Category	Cases	Weighted	
1	No tension	42203	3487432	 85.2%
2	Now people live peacefully	1715	146382	 3.6%
3	Now there is tension and conflict	618	60943	 1.5%
4	Tension and disagreement, no violence	1892	179545	 4.4%
5	Violence due to tension & disagreement	1142	109274	 2.7%
6	No groups living together	1427	108176	 2.6%

Warning: these figures indicate the number of cases found in the data file. They cannot be interpreted as summary statistics of the population of interest.