

# Age of household members (hv105)

File: PERSON

## Overview






















Type: Continuous Valid cases: 26574 (25413945299)  
Format: numeric Invalid: 27 (25775442)  
Width: 2 Minimum: 0  
Decimals: 0 Maximum: 98  
Range: 0-98 Mean: 23.6 (23.7)  
Invalid: 99 Standard deviation: 19.9

## Questions and instructions

LITERAL QUESTION

How old is (NAME)?

### CATEGORIES

Value	Category	Cases	Weighted	
0	0	822	753593923	 3.0%
1	1	767	711367657	 2.8%
2	2	746	716131103	 2.8%
3	3	858	797010330	 3.1%
4	4	752	712534034	 2.8%
5	5	675	621613130	 2.4%
6	6	861	810034014	 3.2%
7	7	837	777532175	 3.1%
8	8	819	767556454	 3.0%
9	9	756	709119685	 2.8%
10	10	797	748342034	 2.9%
11	11	679	649854977	 2.6%
12	12	796	767510783	 3.0%
13	13	921	871383883	 3.4%
14	14	661	660401785	 2.6%
15	15	521	525526329	 2.1%
16	16	535	522941789	 2.1%
17	17	484	480805183	 1.9%
18	18	538	540696381	 2.1%
19	19	405	393162884	 1.5%
20	20	506	488910100	 1.9%

21	21	337	343716505	1.4%
22	22	386	367599469	1.4%
23	23	360	352202695	1.4%
24	24	331	321236276	1.3%
25	25	427	409545000	1.6%
26	26	378	376299668	1.5%
27	27	332	316859617	1.2%
28	28	419	416867233	1.6%
29	29	314	302677334	1.2%
30	30	437	414065849	1.6%
31	31	246	242099278	1.0%
32	32	373	364667627	1.4%
33	33	275	264637479	1.0%
34	34	250	252199631	1.0%
35	35	378	369426430	1.5%
36	36	300	279639867	1.1%
37	37	232	230788535	0.9%
38	38	301	281143536	1.1%
39	39	219	201061322	0.8%
40	40	324	324359351	1.3%
41	41	170	168230283	0.7%
42	42	252	243824353	1.0%
43	43	208	195870195	0.8%
44	44	130	131565134	0.5%
45	45	312	307833807	1.2%
46	46	195	188327907	0.7%
47	47	171	159664574	0.6%
48	48	222	209279386	0.8%
49	49	130	124070901	0.5%
50	50	189	194005486	0.8%
51	51	160	156374347	0.6%
52	52	223	205936794	0.8%
53	53	190	174159641	0.7%
54	54	139	120917065	0.5%
55	55	173	166631405	0.7%
56	56	145	139843546	0.6%
57	57	88	78460880	0.3%
58	58	99	91903100	0.4%

59	59	76	66304233	0.3%
60	60	155	156983519	0.6%
61	61	84	78153624	0.3%
62	62	149	138131934	0.5%
63	63	107	88564647	0.3%
64	64	127	119713015	0.5%
65	65	175	171384133	0.7%
66	66	62	62491488	0.2%
67	67	79	62482684	0.2%
68	68	88	80383879	0.3%
69	69	45	39292118	0.2%
70	70	109	125847785	0.5%
71	71	47	44412845	0.2%
72	72	96	89186357	0.4%
73	73	55	51853103	0.2%
74	74	48	47107299	0.2%
75	75	104	91672179	0.4%
76	76	42	39887734	0.2%
77	77	17	17802130	0.1%
78	78	45	37642046	0.1%
79	79	27	23996834	0.1%
80	80	65	67558740	0.3%
81	81	19	17614526	0.1%
82	82	31	26992781	0.1%
83	83	13	7072631	0.0%
84	84	21	20676988	0.1%
85	85	25	23354085	0.1%
86	86	15	12965642	0.1%
87	87	20	15170530	0.1%
88	88	6	6783518	0.0%
89	89	8	6970099	0.0%
90	90	26	25753803	0.1%
91	91	1	877185	0.0%
92	92	8	8760486	0.0%
93	93	5	4854584	0.0%
94	94	2	1089804	0.0%
95	95	10	10680042	0.0%
96	96	3	2892122	0.0%

97	97+	4	3243456	0.0%
98	DK	4	3320552	0.0%
99	99	27	25775442	

---

Warning: these figures indicate the number of cases found in the data file. They cannot be interpreted as summary statistics of the population of interest.