

# Grade attending (sh18b)

File: PERSON

## Overview

---

Type: Continuous Valid cases: 6189 (6157647894)  
Format: numeric Invalid: 20412 (19282072847)  
Width: 2 Minimum: 0  
Decimals: 0 Maximum: 6  
Range: 0-98 Mean: 2.9 (3)  
Invalid: 99 Standard deviation: 1.6 (1.6)








## Questions and instructions

---

LITERAL QUESTION

During the current school year, what grade is (NAME) attending?\*\*\*

### CATEGORIES

Value	Category	Cases	Weighted	
0	< 1 year completed	16	11897821	0.2%
1	1	1321	1287758277	 20.9%
2	2	1535	1513599290	 24.6%
3	3	1326	1319813478	 21.4%
4	4	752	742490030	 12.1%
5	5	627	640411208	 10.4%
6	6	612	641677790	 10.4%
98	DK	0	0	 0.0%

Warning: these figures indicate the number of cases found in the data file. They cannot be interpreted as summary statistics of the population of interest.