

Level of education last year (sh20a)

File: PERSON

Overview






Type: Continuous Valid cases: 5770 (5793234369)
Format: numeric Invalid: 20831 (19646486372)
Width: 1 Minimum: 1
Decimals: 0 Maximum: 4
Range: 1-8 Mean: 1.4 (1.4)
Invalid: 9 Standard deviation: 0.7 (0.6)

Questions and instructions

LITERAL QUESTION

What is the level of education (NAME) attended last year

CATEGORIES

Value	Category	Cases	Weighted	
1	Primary	4236	4.196272504e+09	 72.4%
2	Middle/JSS	1094	1162010094	 20.1%
3	Secondary/SSS	376	376084766	 6.5%
4	Higher	64	58867005	 1.0%
8	DK	0	0	 0.0%
9	9	2	2177492	

Warning: these figures indicate the number of cases found in the data file. They cannot be interpreted as summary statistics of the population of interest.